

## KISTOCK DATALOGGER HVAC range: KT 120 / KH 120

### Temperature / Humidity

#### KEY POINTS

- Integrated software for configuration and visualisation in PDF format
- Software for configuration and data visualisation freely downloadable
- Software for configuration and data processing available as option
- Storage capacity of 50 000 points
- Up to 2 recordable parameters
- 2 configurable setpoint alarms
- 1 line LCD screen
- Magnetic mounting
- IP 65 (KT120) and IP 20 (KH120) housing
- Integrated adjustment certificate in PDF format

#### TECHNICAL FEATURES

	KT 120	KH 120
Units displayed	°C, °F	°C, °F, %RH
Resolution	0.1°C, 0.1°F	0.1°C, 0.1°F, 0.1%RH
External input	USB connector	
Internal sensor	Temperature	Temperature, humidity
Type of sensor	NTC	<u>Temperature</u> : NTC <u>Humidity</u> : capacitive
Measuring range	From -40 to +70°C	<u>Temperature</u> : From -20 to +70°C <u>Humidity</u> : From 0 to 100%RH
Accuracies <sup>1</sup>	±0.4°C from -20 to 70°C ±0.8°C below -20°C	<u>Temperature</u> : ±0.4°C from 0 to 50°C ±0.8°C below 0°C or above 50°C  <u>Humidity</u> <sup>2</sup> : ±2%RH (from 5 to 95%RH, 15°C to 25°C)
Setpoint alarms	2 setpoint alarms on each channel	
Number of points	50 000	
Frequency of measurement	From 1 minute to 24 hours	
Operating temperature*	From -40 to +70°C	From -20 to +70°C
Storage temperature	From -40 to +85°C	
Battery life	3 years <sup>3</sup>	500 days <sup>3</sup>
European directives	2011/65/EU RoHS II; 2012/19/EU WEEE; 2014/30/EU EMC; 2014/35/UE	

<sup>1</sup> All accuracies indicated in this document were stated in laboratory conditions and can be guaranteed for measurement carried out in the same conditions, or carried out with calibration compensation.

<sup>2</sup> Factory calibration uncertainty: ±0.88%RH; Temperature dependence: ±0.04 x (T-20) %RH (if T<15°C or T>25°C)

<sup>3</sup> On the basis of 1 measurement each 15 minutes at 25°C.

<sup>4</sup> The battery must be in compliance with the 60086-4 standard.

\*The screen can be hard to read, and its display speed often slows down at temperatures lower than 0°C. This has no effect on the accuracy of measurements.



#### HOUSING

##### Dimensions

100 x 42.5 x 15.9 mm

##### Weight

53 g

##### Display

1 line LCD screen

Dimensions of screen: 32 x 25.5 mm

##### Control

1 OK key

1 Selection key

##### Material

Compatible with food industry environment

ABS housing

##### Protection

IP 65: KT120

IP 20: KH120

##### PC Communication

1 USB A male input

##### Battery power supply

1 x CR2450 (button battery<sup>4</sup>)

##### Environmental conditions of use

Air and neutral gases

Hygrometry: in non condensing conditions

Maximum altitude: 2000 m

## RECORDER FUNCTION

The KISTOCK allows to record the values measured instantaneously, it records the values according to a predefined interval. Furthermore, you can also let your KISTOCK record non-stop (**loop** recording option).

### 3 types of dataset start

The measurement dataset can be launched :

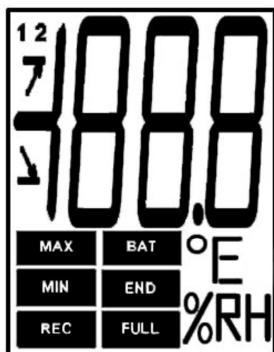
- With a delayed start (with predefined date and time)
- With the software
- With push-button

### 6 types of dataset stop

You can stop your dataset :

- According to a date and time (if it was started the same way)
- According to a recording duration
- According to a predefined number of recording points
- If the storage capacity of the memory is full
- With “**Stop**” option of the software
- By holding “**OK**” key during 5 seconds, if this function has been previously activated by the software.

## DISPLAY



**END** DATASET is finished.

**REC** Indicates that one value is being recorded.  
It flashes: the DATASET did not start already.

**FULL** Flashing slowly: DATASET is between 80 and 90% of the storage capacity.  
Flashing quickly: DATASET is between 90 and 100% of the storage capacity.  
Constant: storage capacity full.

**BAT** Constant: indicates that the batteries have to be replaced.

**12** Indicates the channel number which is measuring.

**MIN** The displayed values are the recorded maximum/minimum values for the displayed channels.  
**MAX**

Indicates the alarm action type: rising or falling action.

Temperature in °Celsius.

Temperature in °Fahrenheit

Relative humidity (KH 120).

## SOFTWARE



- **KILOG LITE**: free software to download on the KIMO website (kimo.fr/kilog). Allows the data download (graphics and points statement) and the datalogger configuration.

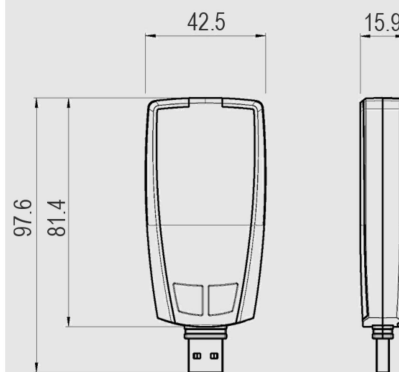


- **Integrated software in PDF format**  
Enables to edit a dataset report and configure the datalogger.  
Use only with Adobe Acrobat Reader 9® software (or higher)



- **Configuration and data processing software**  
KILOG software enables to configure, save and process your data in a very simple way.
- Software only: Ref. KILOG-3-N

## DIMENSIONS (mm)



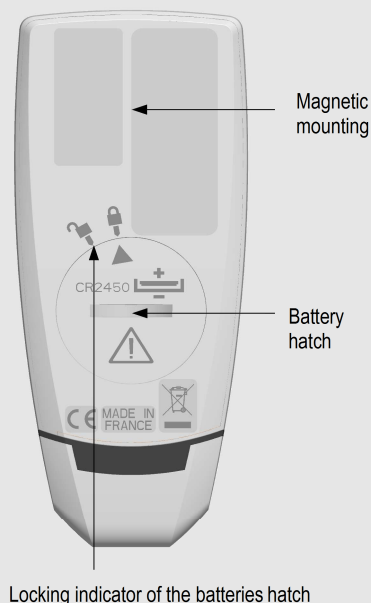
## CONNECTIONS

### PC connection input



## MOUNTING

The KISTOCK dataloggers have a magnetic mounting, so you can fix it easily.



## ACCESSORIES

- 1 CR2450 battery: Ref. KBL-2450



**Only the accessories supplied with the device must be used**

## CALIBRATION

All the KISTOCK devices have an integrated adjustment certificate in the memory in PDF format which can be visualised and printed easily.

A calibration certificate is available as option in paper format. We recommend to carry out a yearly checking.

## MAINTENANCE

Please avoid any aggressive solvent.

Please protect the device from any cleaning produce containing formalin, that may be used for cleaning rooms and ducts.

## GUARANTEE PERIOD

KISTOCK dataloggers have 1-year guarantee for any manufacturing defect (return to our After-sales service required).

## PRECAUTIONS FOR USE

Please always use the device in accordance with its intended use and within parameters described in the technical features in order not to compromise the protection ensured by the device.

## REPLACE THE BATTERY



With 500 days to 3 years\* of battery life, KISTOCK devices guarantee long-term measurements.

### To replace the battery:

- Unlock the battery hatch.
- Insert the battery (CR 2450 button battery\*\*) with the + pole visible.
- Replace the battery hatch with the indicator in front of the opened padlock and close it by turning it towards the right in order to make correspond the indicator with the closed padlock.

\* On the basis of 1 measurement each 15 minutes at 25°C.

\*\* The battery must be in compliance with the 60086-4 standard.



**BE CAREFUL!** Material damages can happen, so please apply the precautionary measures indicated.



Once returned to KIMO, required waste collection will be assured in the respect of the environment in accordance to guidelines relating to WEEE.



uw distributeur | servicepartner

Antennestraat 26 +31 (0)36 535 06 51  
1322 AB Almere info@mw-instruments.nl  
Nederland www.mw-instruments.nl

onderdeel van  
www.hitma.nl/mw

